



# Mesaieed Petrochemical Holding Company

## IR Presentation

31 March 2023

*“one of the region’s premier diversified petrochemical conglomerates with interests in the production of olefins, polyolefins, alpha olefins and chlor-alkali products”*

# Disclaimer

The companies in which Mesaieed Petrochemical Holding Company Q.P.S.C. directly and indirectly owns investments are separate entities. In this presentation, “MPHC” and “the group” are sometimes used for convenience in reference to Mesaieed Petrochemical Holding Company Q.P.S.C.

This presentation contains forward-looking statements concerning the financial condition, results of operations and businesses of Mesaieed Petrochemical Holding Company Q.P.S.C. All statements other than statements of historical fact are deemed to be forward-looking statements, being statements of future expectations that are based on current expectations and assumptions, and involve known and unknown risks and uncertainties that could cause actual results, operations and business performance or events impacting the group to differ materially from those expressed or as may be inferred from these statements.

There are a number of factors that could affect the realisation of these forward-looking statements such as: (a) price fluctuations in crude oil and natural gas, (b) changes in demand or market conditions for the group’s products, (c) loss of market share and industry competition, (d) environmental risks and natural disasters, (e) changes in legislative, fiscal and regulatory conditions, (f) changes in economic and financial market conditions and (g) political risks. As such, results could differ substantially from those stated, or as may be inferred from the forward-looking statements contained herein. All forward-looking statements contained in this presentation are made as of the date of this presentation.

Mesaieed Petrochemical Holding Company Q.P.S.C., its Directors, officers, advisors, contractors and agents shall not be liable in any way for any costs, losses or other detrimental effects resulting or arising from the use of or reliance by any party on any forward-looking statement and / or other material contained herein. Mesaieed Petrochemical Holding Company Q.P.S.C., its joint ventures are further in no way obliged to update or publish revisions to any forward-looking statement or any other material contained herein which may or may not be known to have changed or to be inaccurate as a result of new information, future events or any reason whatsoever. Mesaieed Petrochemical Holding Company Q.P.S.C. does not guarantee the accuracy of the historical statements contained herein.

## GENERAL NOTES

Mesaieed Petrochemical Holding Company’s accounting year follows the calendar year. No adjustment has been made for leap years. Where applicable, all values refer to Mesaieed Petrochemical Holding Company’s share. Values expressed in US \$’s have been translated at the rate of US \$1 = QR3.64.

## DEFINITIONS

Cash Realisation Ratio:  $\text{Cash Flow From Operations} / \text{Net Profit} \times 100$  • Debt to Equity:  $(\text{Current Debt} + \text{Long-Term Debt}) / \text{Equity} \times 100$  • Dividend Yield:  $\text{Total Cash Dividend} / \text{Closing Market Capitalisation} \times 100$  • EDC: Ethylene Dichloride • EPS: Earnings per Share (Net Profit / Number of Ordinary Shares outstanding at the year end) • EBITDA: Earnings Before Interest, Tax, Depreciation and Amortisation • Free Cash Flow:  $\text{Cash Flow From Operations} - \text{Total CAPEX}$  • HCL: Hydrochloric Acid • HDPE: High Density Polyethylene • NAO: Normal Alpha Olefins • NaOH: Caustic Soda • MT / PA: Metric Tons Per Annum • Payout Ratio:  $\text{Total Cash Dividend} / \text{Net Profit} \times 100$  • P/E: Price to Earnings (Closing market capitalisation / Net Profit) • Utilisation:  $\text{Production Volume} / \text{Rated Capacity} \times 100$  • VCM: Vinyl Chloride Monomer

# Table of Content

---

1. About MPHC
2. Competitive strengths
3. Regional peers review
4. Macroeconomic updates
5. MPHC results (For the three-month period ended 31 March 2023)
6. Segment results (For the three-month period ended 31 March 2023)
7. CAPEX (2023F – 2027F)
8. Dividends and market capitalization
9. Historical performance (2017 – 2022)
10. Governance structure
11. Sales and marketing

---

---

# About MPHC

---

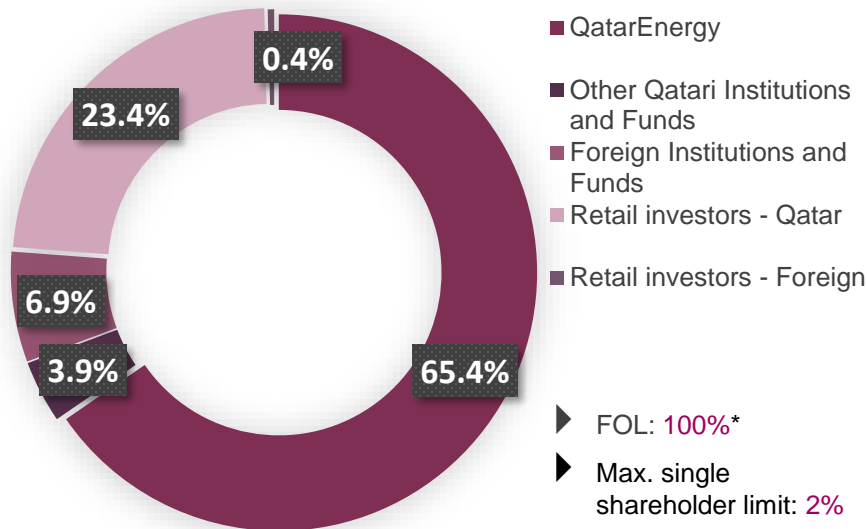
---

# MPHC at a glance

## Overview

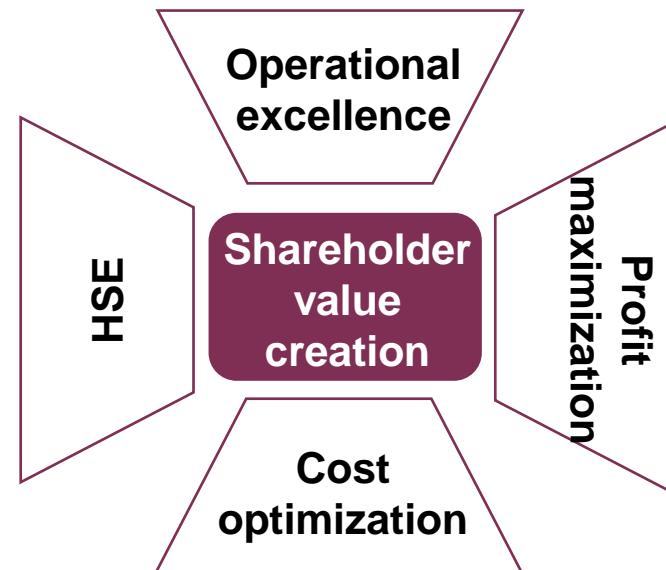
- Mesaieed Petrochemical Holding Company Q.P.S.C. (“MPHC” or “the Group”; QE ticker: MPHC) was incorporated on May 29, 2013 and was listed on the Qatar Stock Exchange on February 26, 2014.
- MPHC is among top 10 companies at Qatar Exchange by Market Capitalization.
- QatarEnergy provides most head office functions through a comprehensive service-level agreement.
- The operations of joint ventures remained independently managed by their respective Boards of Directors and senior management teams.

## MPHC’s shareholding structure



Note: Shareholder data as of 31-Mar-23

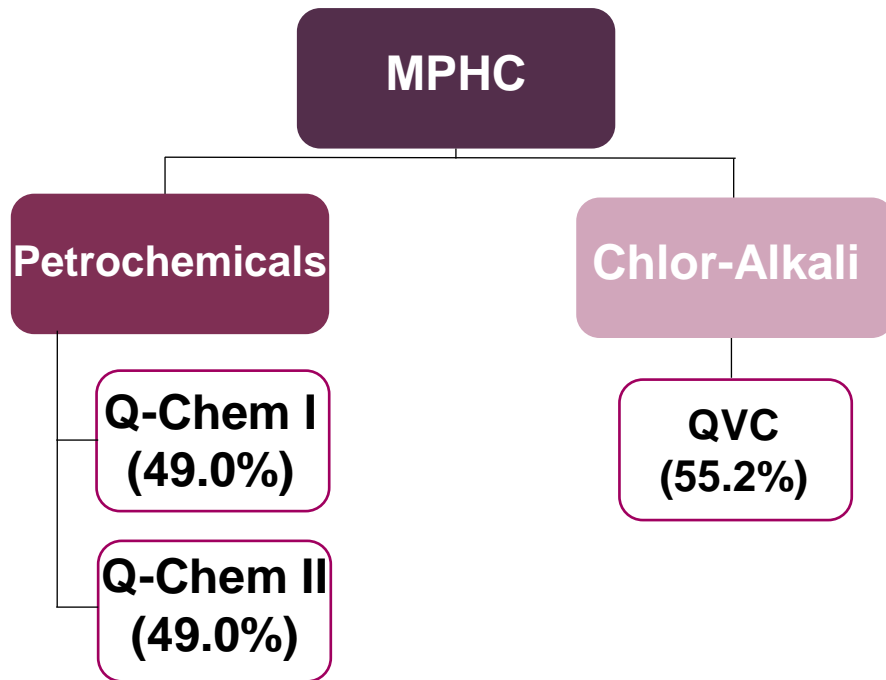
## Core values



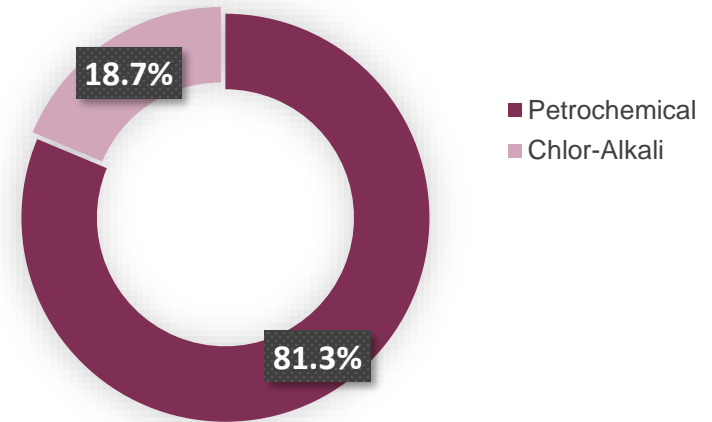
# MPHC business segments at a glance

## Business segments overview

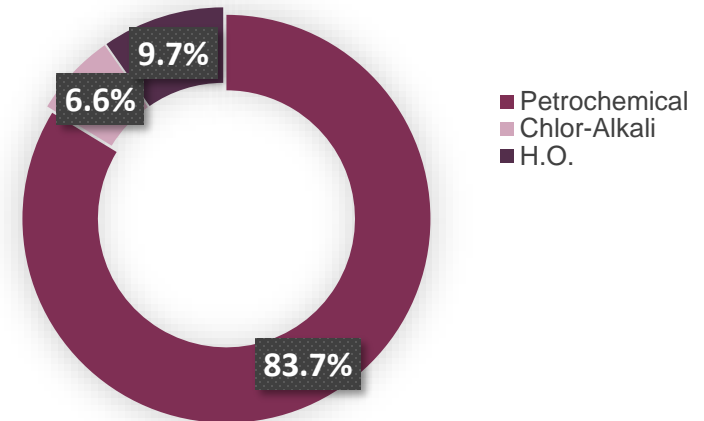
- Through its joint ventures companies, MPHC operates in **two** distinct business segments: **Petrochemical** and **Chlor-Alkali**;
- Production facilities are principally located in the State of Qatar.



## Segments size by Revenue



## Segments size by Net Profits



\* All the investments in operating companies is in the form of Joint venture stake

Note: Revenue and net profit data as of 31-Mar-23



---

---

# Competitive strengths

---

---

# Competitive strengths

## Low cost producer

- Assured feedstock supply
- Economies of scale and operationally diversified
- Synergy benefits

## Strong financial position

- Solid liquidity position
- Strong cash flow generation with stable EBITDA margins
- Sound dividend record

## Market leadership

- One of the region's premier diversified petrochemical conglomerates
- Dedicated marketing support in form of Muntajat

## Experienced team

- Industry experts in the senior management team
- Reputable JV partners



---

---

# Regional peers review

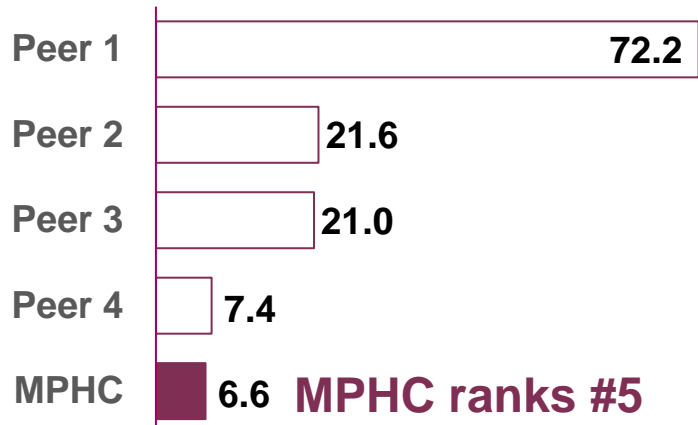
---

---

MPHC ranked #80 among  
***“2022 Forbes List of Top 100 Listed Companies in the Middle East”***

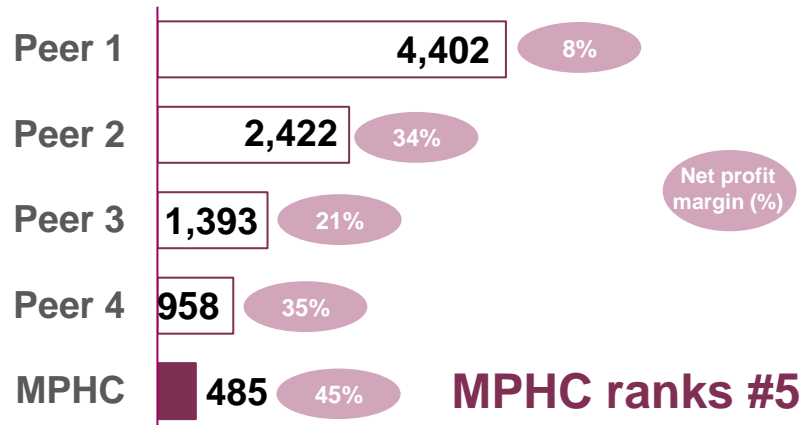
# Competitive positioning versus regional peers

## Market Cap. (USD' billion)



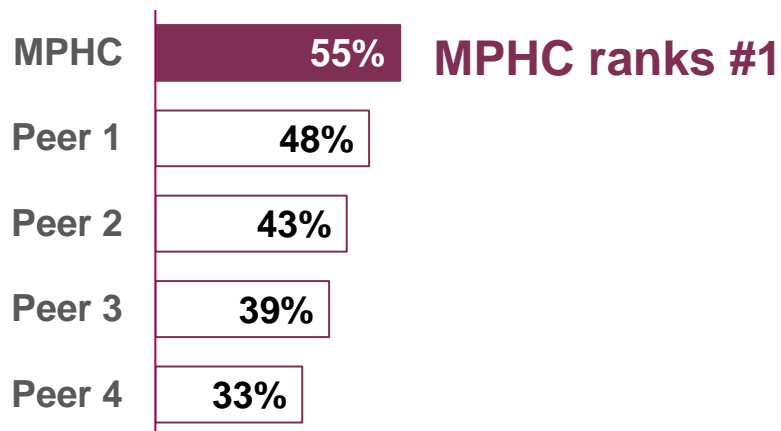
Note: Data as of 31-Mar-23

## Net profit (USD' million)



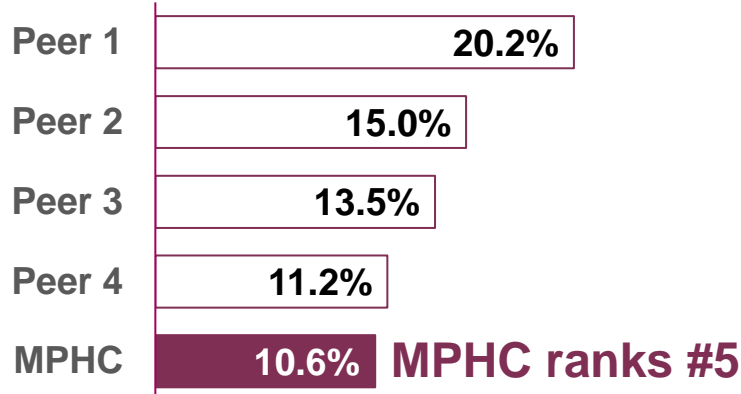
Note: Data as of YE-22

## EBITDA Margins (%)



Note: Data as of YE-22

## ROA (%)



Note: Data as of YE-22

Return on Assets (ROA): TTM net earnings / Av. Total Assets

10 Note: Regional peers data include all listed companies in MENA region involved in production of petrochemicals and specialty chemicals, excl. fertilizers.



---

---

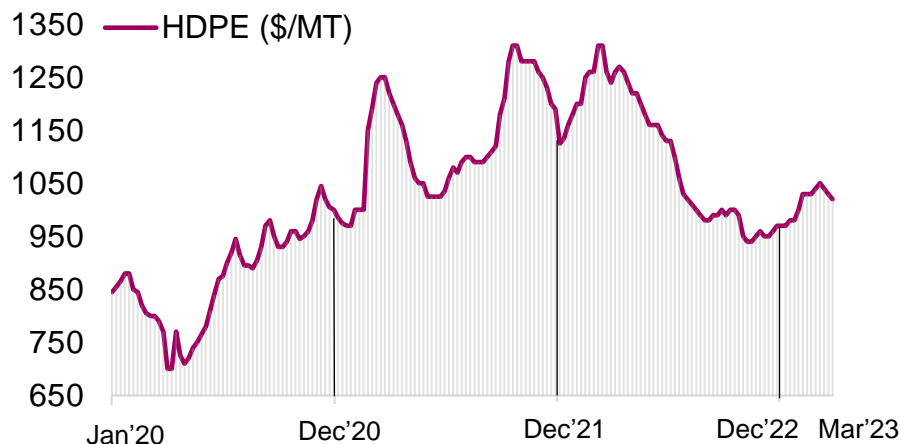
# Macroeconomic updates

---

---

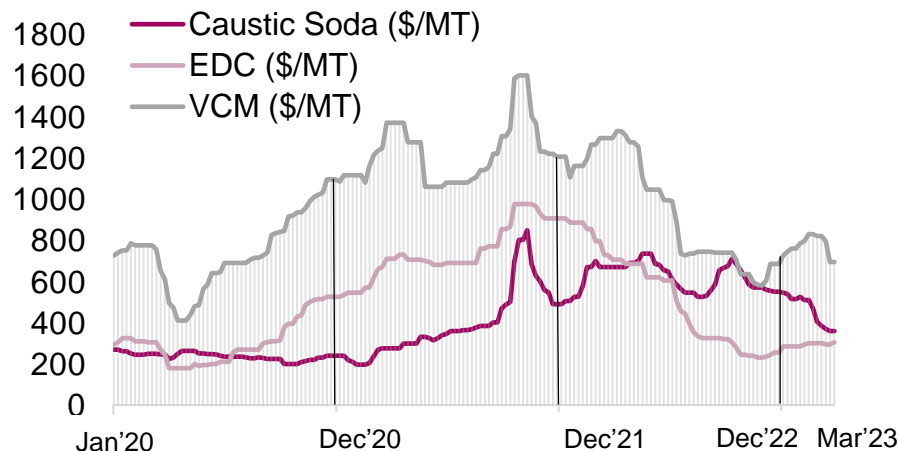
# Macroeconomic updates

## Petrochemicals



- Petrochemical's performance in 1Q-23 was dictated by market sentiments around China's re-opening, oil price volatility and the uncertainty in the global macro picture. Although, prices for petrochemicals slightly improved versus 4Q-22, mainly on the back of the relatively better supply-demand dynamics.

## Chlor-Alkali



- During 1Q-23, prices for most of MPHC's basket of chlor-alkali products demonstrated bearish trends as end-product industries (alumina/ aluminium, PVC, etc) remained under pressure due to macro-volatilities.

---

---

# **MPHC results**

## **(For the three-month period ended 31 March 2023)**

---

---

# 1Q-23 results at a Glance

Growth vs. 1Q-22

**Revenue** ↓ -26%  
QR 721 million

**EBITDA** ↓ -31%  
QR 372 million

**Net profit** ↓ -39%  
QR 269 million

*EBITDA Margin: 52%*

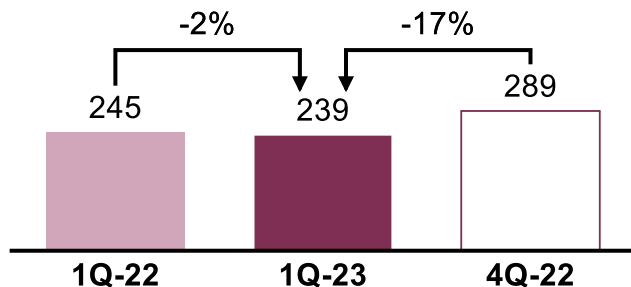
*EPS: QR 0.021 RoAE: 9.8%*

- Macroeconomic headwinds weighed on the product prices, affecting 1Q-23 financial results
- Robust liquidity position with closing cash and bank balances amounting to QR 3.5 billion as of 31 March 2023



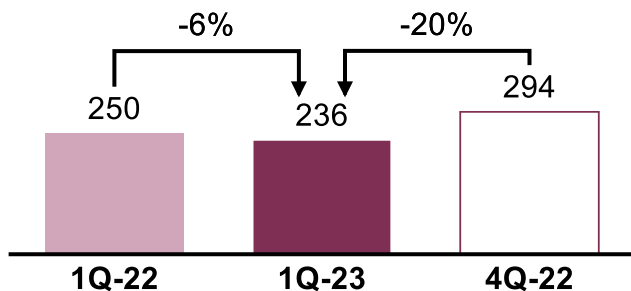
# Operational performance review

## Production (MT' 000)



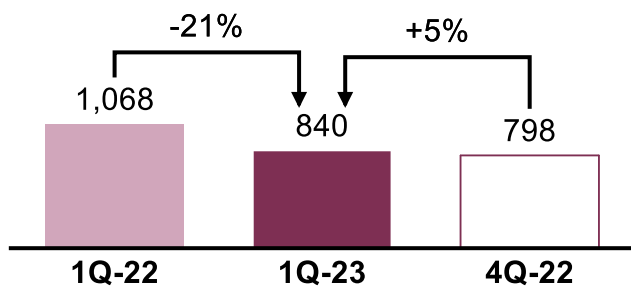
- 1Q-23 vs 1Q-22: production for 1Q-23 slightly declined versus 1Q-22, mainly due to a maintenance turnaround carried out at QVC facilities during 1Q-23 which affected production volumes for 1Q-23.
- 1Q-23 vs 4Q-22: production volumes for 1Q-23 declined by 17% in comparison to 4Q-22, mainly due to a decline noted in production volumes from chlor-alkali segment, linked to maintenance turnaround.

## Sales volume (MT' 000)



- 1Q-23 vs 1Q-22: sales volumes also declined by 6% versus 1Q-22, mainly driven by lowered sales volumes reported by the chlor-alkali segment, being partially offset by higher volumes reported by the petrochemicals segment.
- 1Q-23 vs 4Q-22: sales volumes declined by 20% versus 4Q-22, mainly due to maintenance turnaround in Chlor-alkali facilities, affecting overall production volumes.

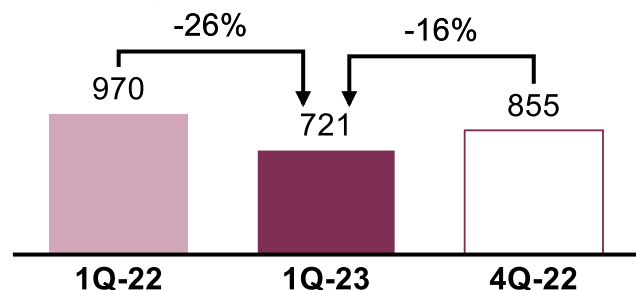
## Selling prices (\$/MT)



- 1Q-23 vs 1Q-22: year-on-year price trajectories declined due to subdued product demand along with excessive supply resulted in lowered commodity prices.
- 1Q-23 vs 4Q-22: quarter-on-quarter prices improved mainly on the back of relatively better supply-demand dynamics.

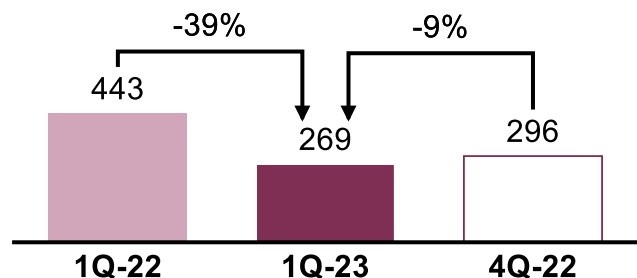
# Financial performance review

## Revenue (QR' million)



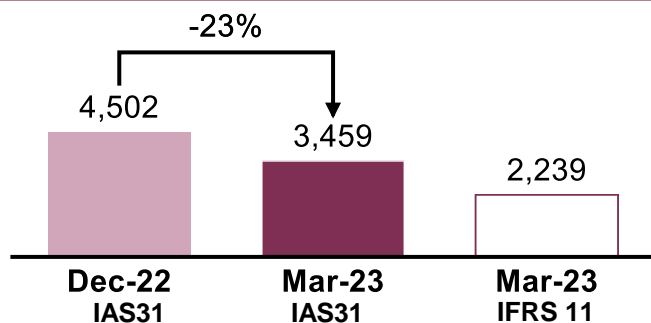
- 1Q-23 vs 1Q-22: revenue declined versus 1Q-22, mainly due to lowered selling prices coupled with decline in sales volumes.
- 1Q-23 vs 4Q-22: revenue declined on a quarter-on-quarter basis, due to lower sales volumes, partially offset by higher selling prices.

## Net profit (QR' million)



- 1Q-23 vs 1Q-22: Declined in year-on-year bottom-line results reported on account of mainly due to lower revenue, being partially offset by slightly lower operating cost.
- 1Q-23 vs 4Q-22: Quarter-on-quarter results declined on account of lowered sales volumes.

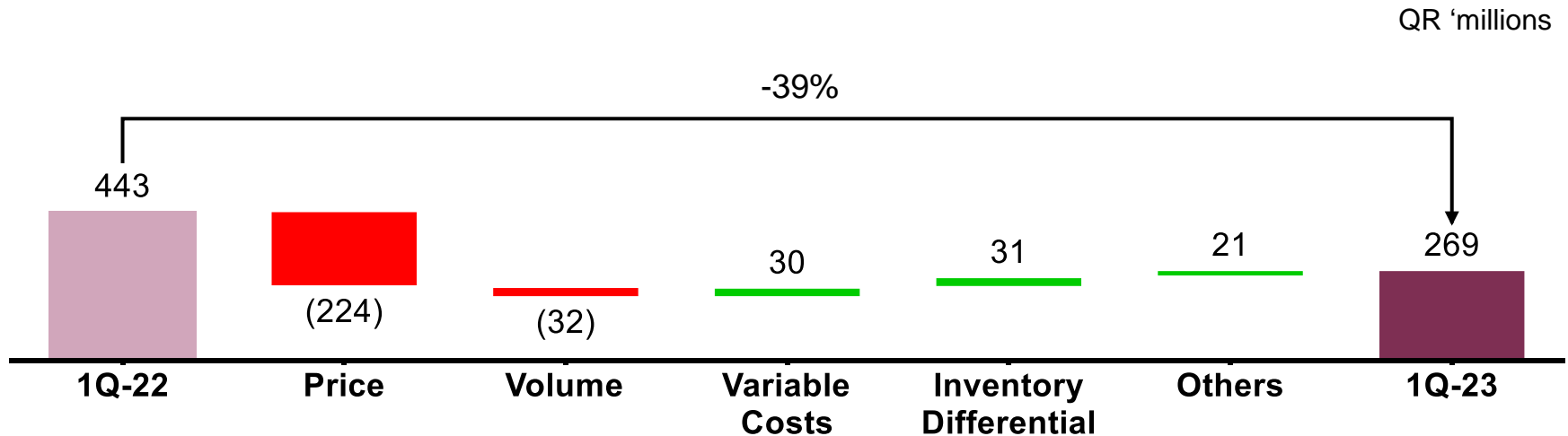
## Cash & bank balances (QR' million)



- MPHC's share of cash and bank balances declined from last year, mainly due to dividend payment for the financial year 2022, being partially offset by positive cash flow generation during 1Q-23.



# Net Profit Variance Analysis



Net profits decreased by **QR 174 million** (-39%) due to:

## Unfavorable variance

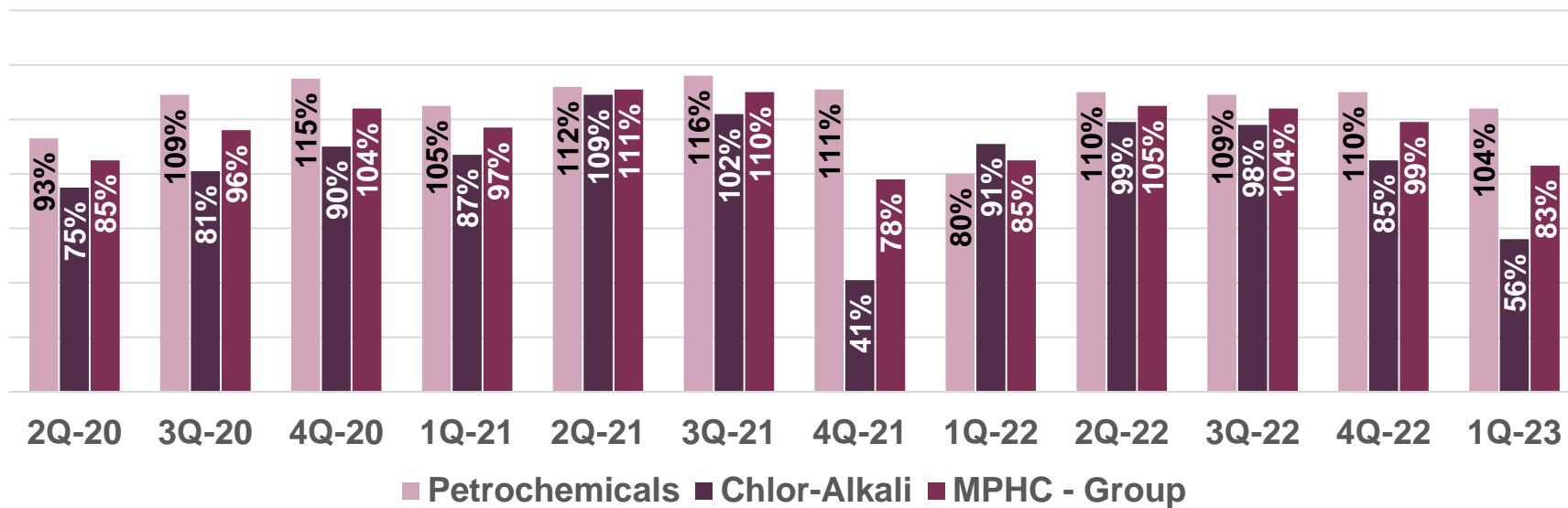
- Lowered average realized blended selling prices (-21%);
- Lower sales volumes (-6%);

## Favorable variance

- Slightly lower variable costs due to lower raw material prices;
- Favorable inventory differential due to lower drawdowns;
- Other expenses are lowered primarily on account of saving in COGS and other expenses in QVC, as well as higher interest income.

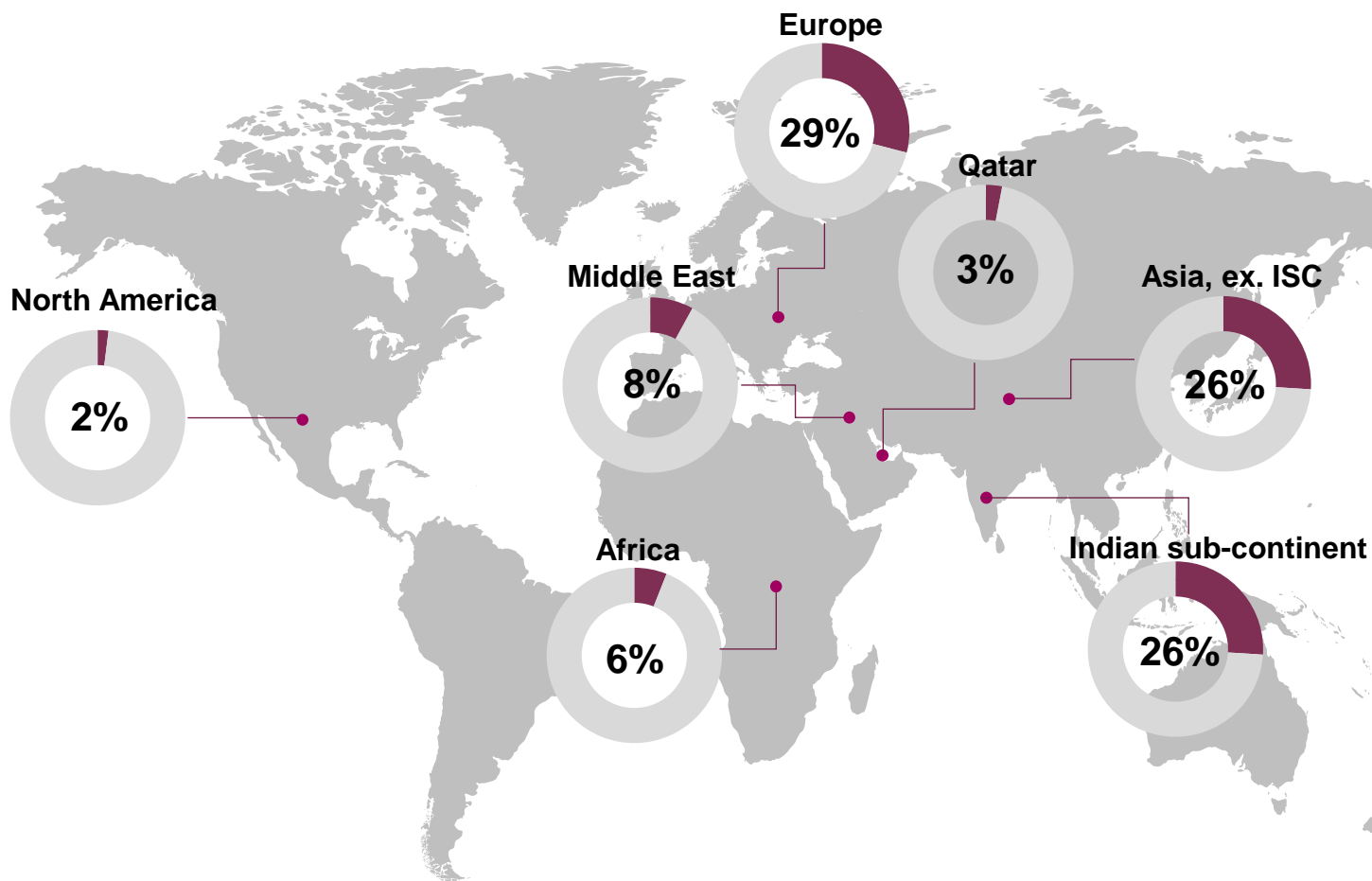
# MPHC operating rates

Operating rates of MPHC segments remained stable



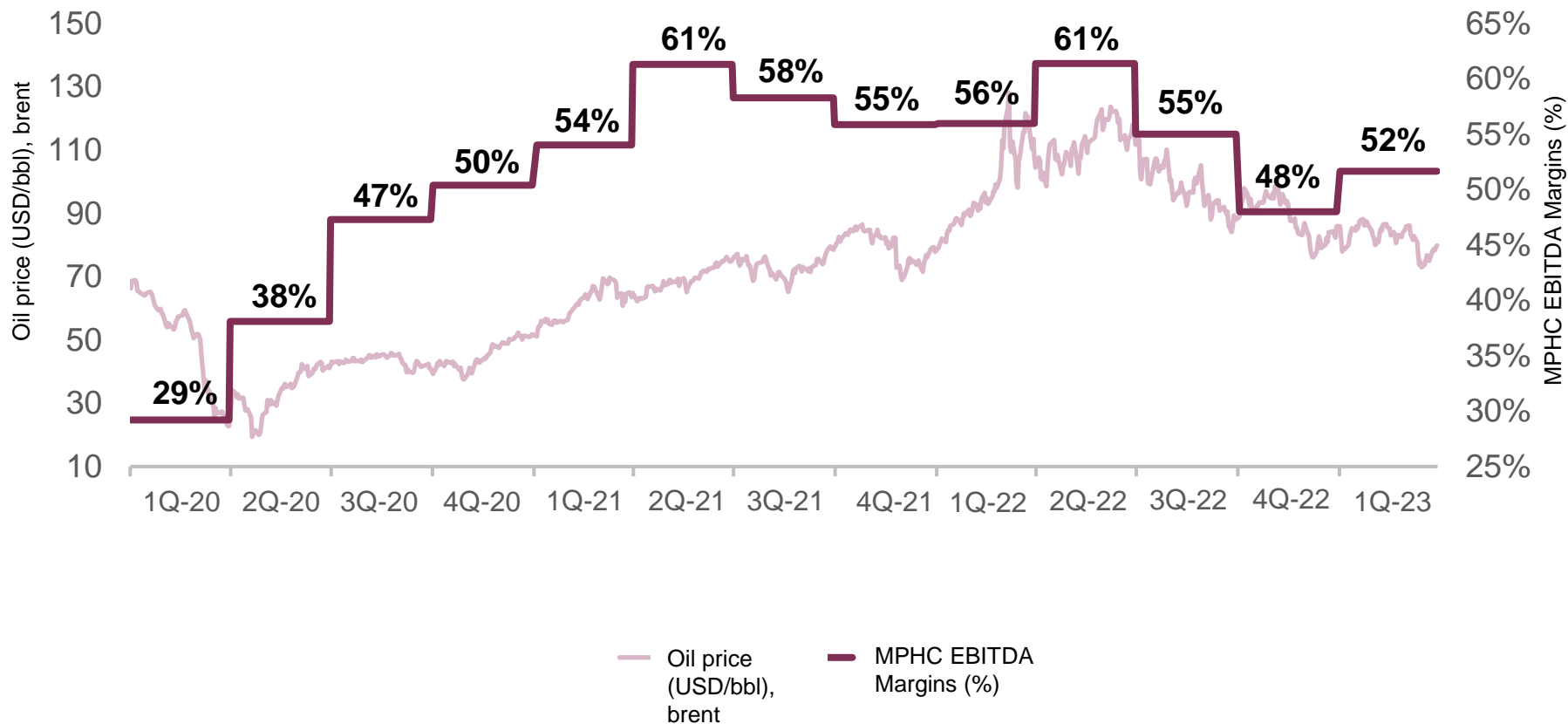
## Geographic analysis – MPHC Group revenue

Asia including ISC remained MPHC's largest market, while its presence in Europe continued to be substantial



# Robust EBITDA margins

Despite the volatile trends in commodity prices, MPHC's EBITDA margins continue to remain robust



---

---

# Segmental results

## (For the three-month period ended 31 March 2023)

---

---

# Segmental Details: Petrochemicals

- **Q-Chem** and **Q-Chem II** are both owned 49% by MPHC, 49% by Chevron Phillips Chemical International Qatar Holdings L.L.C., and 2% by QatarEnergy;
- **Q-Chem II** also has an effective ownership of 53.85% in **Ras Laffan Olefins Company Limited** which owns an ethane cracker which provides ethylene feedstock to Q-Chem II;
- The companies in the segment are engaged in the production of a range of petrochemical products including:
  - **HDPE**: 397,000 MT PA (MPHC share);
  - **NAO**: 169,000 MT PA (MPHC share);
- All production facilities are based within the State of Qatar.

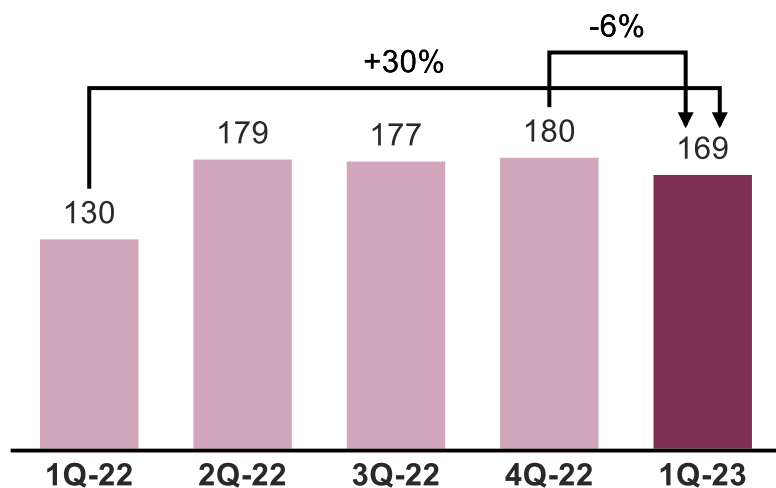


# Segmental Details: Petrochemicals

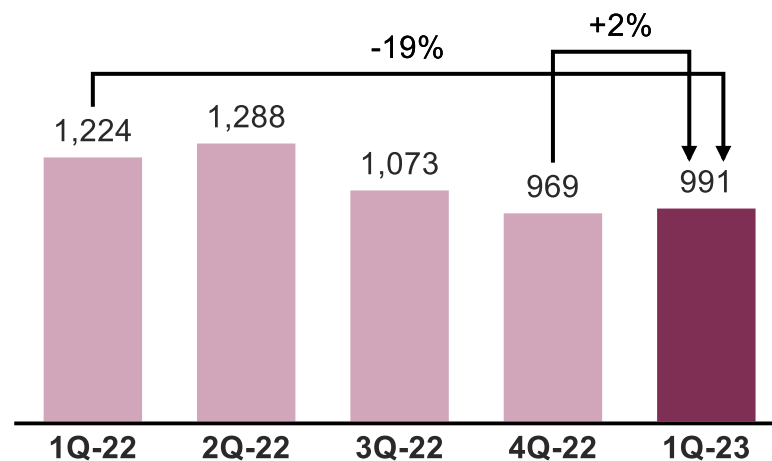
*Analysis of production & selling prices*

- Production:** Production up by **30%** compared to 1Q-22, as the segment carried out a planned periodic largescale turnaround at Q-Chem facilities during 1Q-22, which affected the overall production volumes for the segment in 1Q-22;
  - Production decreased by **6%** during 1Q-23 in comparison to 4Q-22, linked to lower plant operating rates.
- Selling Prices:** declined by **19%** as compared to 1Q-22, mainly due to macro-volatilities echoed from last year, which affected current period's price trajectories for most of the commodities in comparison to the same period of last year.
  - Selling prices slightly improved by **2%** during 1Q-23 compared to 4Q-22, as most of petrochemical market product prices increase from their 4Q-22 trough levels, mainly on the back of slightly improved macro-sentiments along with relatively better market dynamics.

## Production (MT' 000)



## Selling prices (\$/MT)

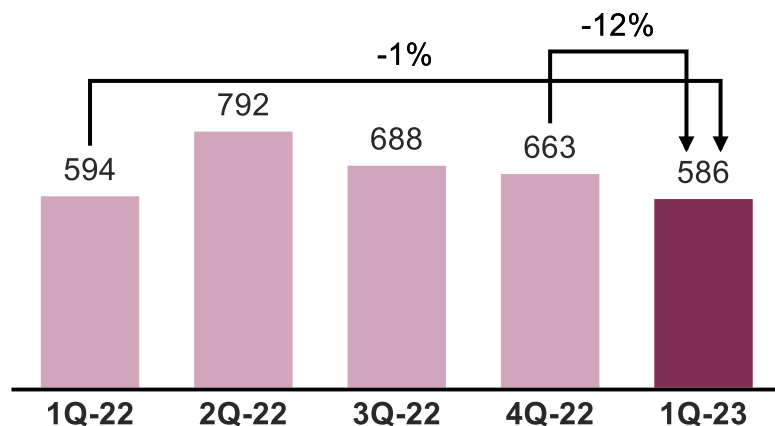


# Segmental Details: Petrochemicals

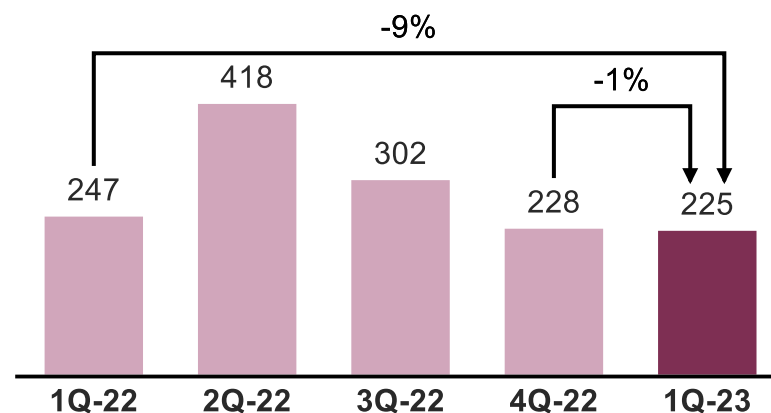
*Analysis of segment revenue & net profit*

- **Revenue:** QR 586 million down by 1% as compared to 1Q-22, as lowered selling prices being entirely offset by higher sales volumes (+22%);
  - 1Q-23 revenue declined by 12% compared to 4Q-22 mainly on the back of lower sales volumes (-13%), which was partially offset by slightly higher selling prices (+2%).
- **Net profit:** QR 225 million, down by 9% as compared to 1Q-22, primarily driven by higher operating cost linked to higher production and higher sales volumes leading to unfavorable inventory movements.
  - 4Q-22 net profit declined by 1% compared to 4Q-22, mainly due to decline in revenue for the segment.

## Revenue (QR' million)



## Net profit (QR' million)



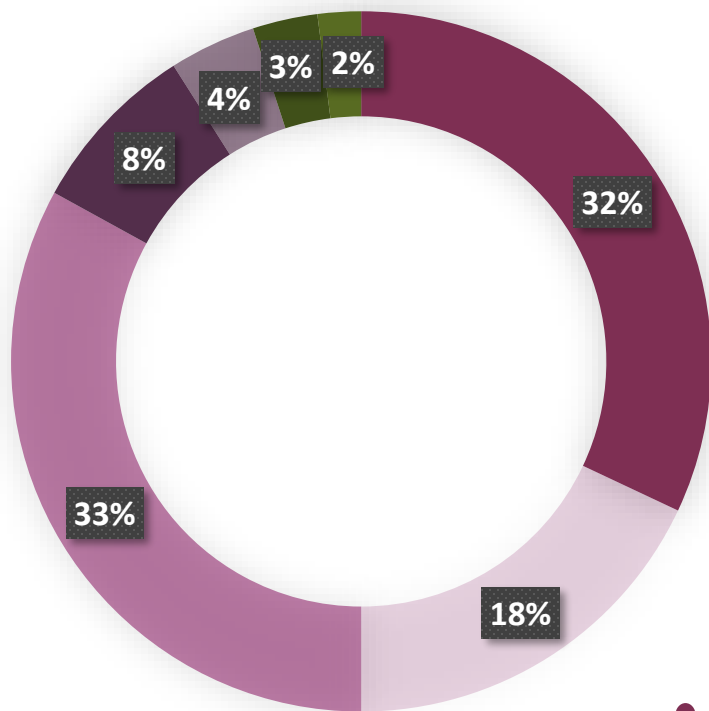


# Segmental Details: Petrochemicals

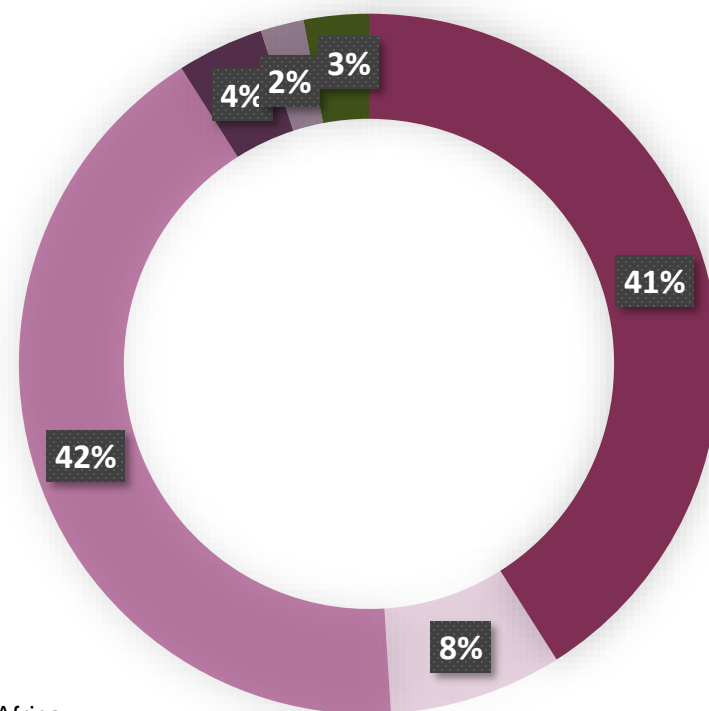
*Geographical analysis of segment revenue*

- Asia & Europe remains a main market for Petrochemical segment

1Q-23 Segment Revenue (%)



1Q-22 Segment Revenue (%)



- Asia, excl. ISC
- Indian sub-continent
- Europe
- Africa
- Middle East
- Qatar

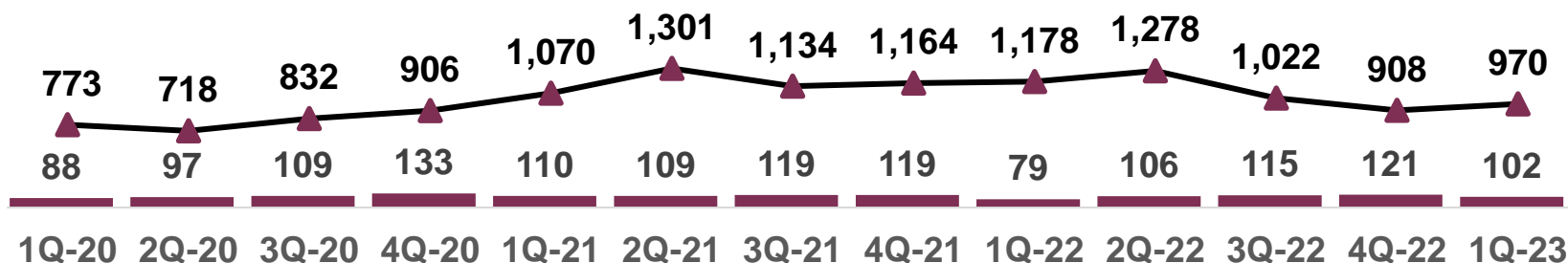


# Segmental Details: Petrochemical

Key segment products analysis

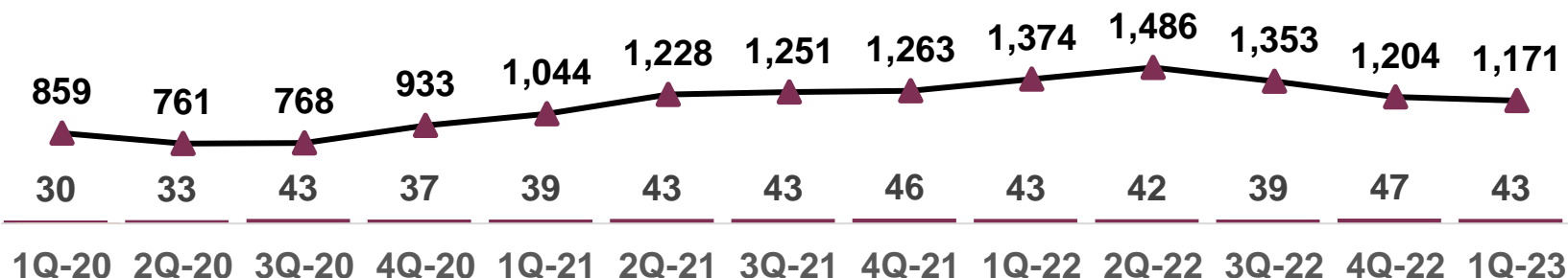
## HDPE

(contributed ~61% of the segment revenue in 1Q-23)



## NAO

(contributed ~32% of the segment revenue in 1Q-23)



- Sales volumes predominantly improved since Q-Chem's largescale turnaround carried out during 1Q-22.
- Commodity prices continued it downward trajectory since second half of 2022 mainly due to cautious approach from buyers and challenging macroeconomic climate.



# Segmental Details: Chlor-Alkali

- Qatar Vinyl Company Limited Q.S.C. (“QVC”) is owned 55.2% by MPHC, 31.9% by Qapco and 12.9% by QatarEnergy;
- QVC’s operations have been integrated with Qapco, bringing additional synergies to the group.
- The segment is engaged in the production of a range of chlor-alkali products
  - **Caustic Soda:** 215,000 MT PA (MPHC share);
  - **Ethylene Dichloride (“EDC”):** 110,000 MT PA (MPHC share);
  - **Vinyl Chloride Monomer (“VCM”):** 215,000 MT PA (MPHC share);
- All production facilities are based within the State of Qatar.

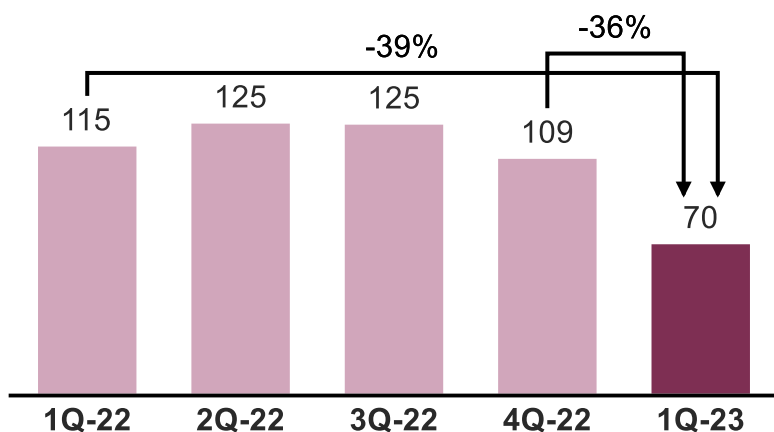


# Segmental Details: Chlor-Alkali

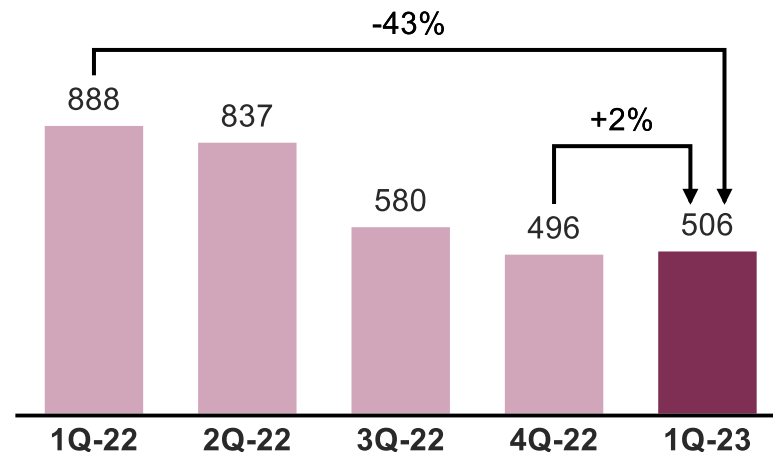
*Analysis of production & selling prices*

- Production:** Production decreased by **39%** as compared to 1Q-22, as production during 1Q-23 was impacted by planned turnaround carried out at chlor-alkali facilities;
  - Production declined by **36%** versus 4Q-22, amid planned turnaround carried out at chlor-alkali facilities during 1Q-23.
- Selling Prices:** declined by **43%** versus 1Q-22, as end-product industries (alumina/ aluminium, PVC, etc) remained under pressure due to macro-volatilities.
  - Selling prices during 1Q-23 improved by **2%** compared to 4Q-22, amid stabilized end-product prices.

## Production (MT' 000)



## Selling prices (\$/MT)

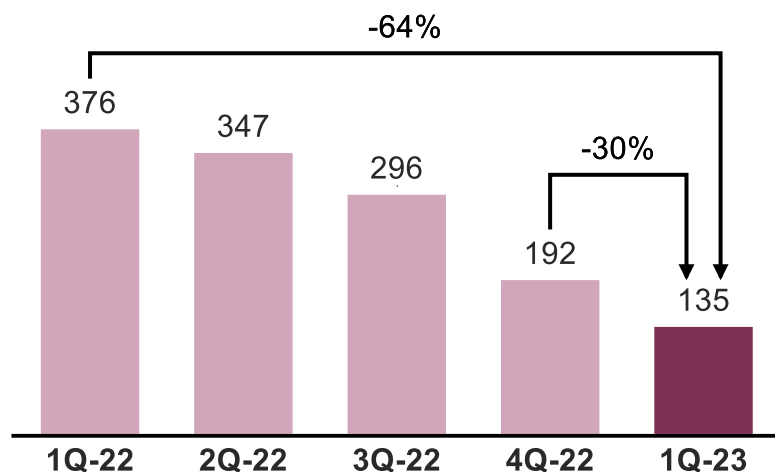


# Segmental Details: Chlor-Alkali

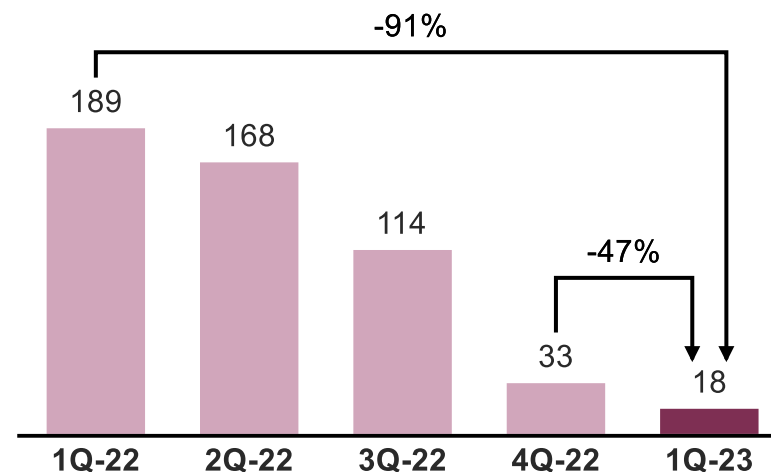
*Analysis of segment revenue & net profit*

- **Revenue:** QR 135 million, down by 64% as compared to 1Q-22 due to lower sales volumes (-37%), amid lower production, alongwith lower selling prices (-43%);
  - Revenue for 1Q-23 declined by 30% compared to 4Q-22, on the back of lowered sales volumes (-31%) being partially offset by slightly higher selling prices (+2%).
- **Net profit:** QR 18 million down by 91% as compared to 1Q-22. Decline in profitability was mainly attributed to lowered segmental revenue.
  - Net profit declined by 47% versus 4Q-22, on account of decline in segmental revenue.

## Revenue (QR' million)



## Net profit (QR' million)

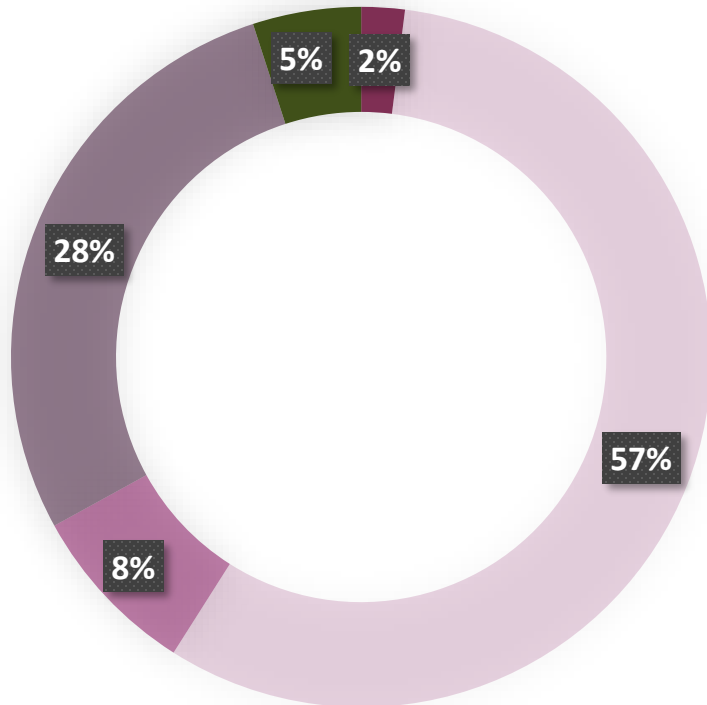


# Segmental Details: Chlor-Alkali

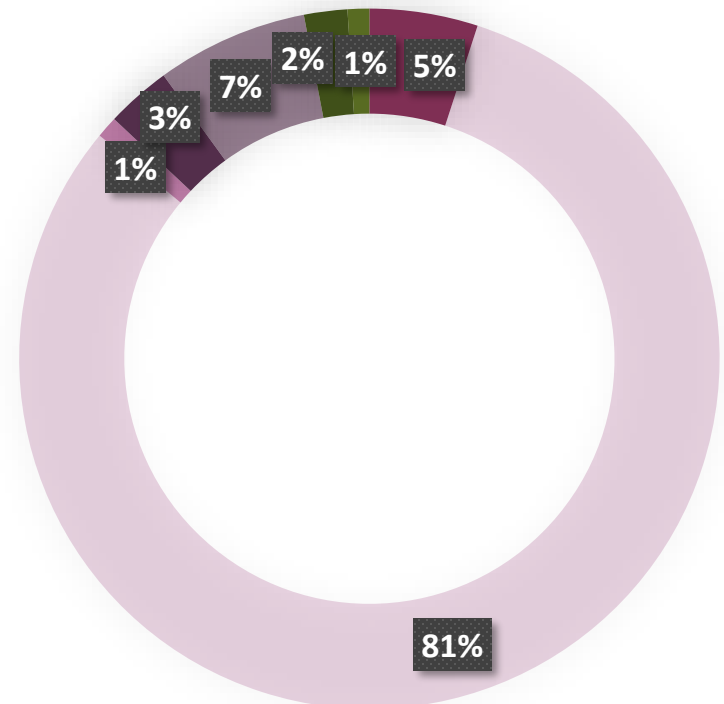
*Geographical analysis of segment revenue*

- Indian sub-continent remain a main market for Chlor-Alkali segment

1Q-23 Segment Revenue (%)



1Q-22 Segment Revenue (%)



- Asia, excl. ISC
- Indian sub-continent
- Europe
- Africa
- Qatar
- Middle East
- Americas

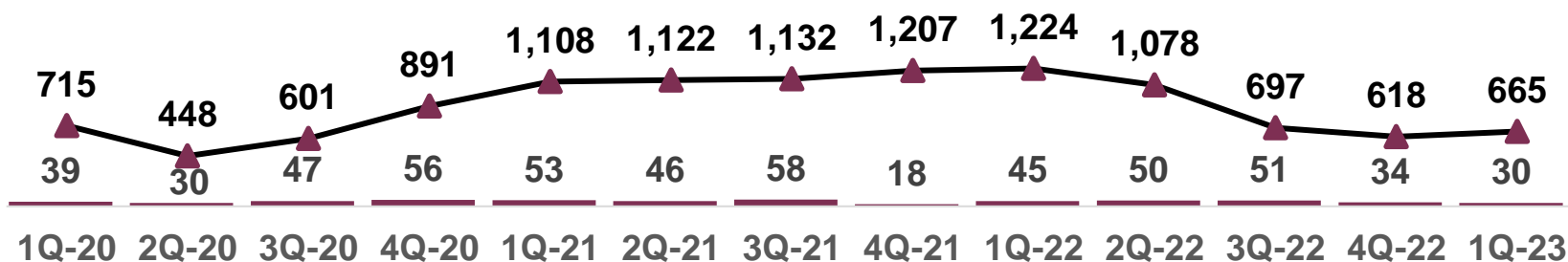


# Segmental Details: Chlor-Alkali

Key segment products analysis

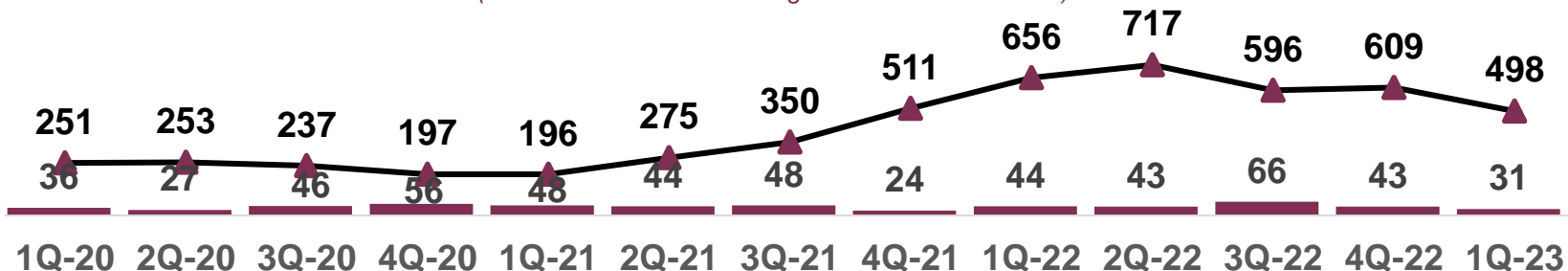
## Vinyl Chloride Monomer (VCM)

(contributed ~52% of the segment revenue in 1Q-23)



## Caustic Soda

(contributed ~41% of the segment revenue in 1Q-23)



- 1Q-23 sales volumes for VCM & Caustic Soda were affected by planned turnaround.
- Selling prices for chlor-alkali products rebounded since mid-2020 underpinned by better demand and constructive macroeconomic drivers. However, recent price decline was mainly attributed to lower end-product prices.



---

---

# CAPEX (2023F – 2027F)

---

---



## CAPEX (2023F – 2027F) – MPHC share

- Cumulative CAPEX spend of QR 1.8 billion across all segments during 2023-2027;
- QChem/QChem II
  - CAPEX of QR 1.1 billion planned during 2023-2027;
  - Turnaround related CAPEX amounts to QR 423 million;
  - NAO tanks upgrade would require QR 30 million of CAPEX;
  - CAPEX relating to Dock jetty project would require QR 33 million;
  - NZLD related projects would require QR 162 million.
- QVC
  - QR 709 million CAPEX is planned for 2023-2027;
  - PVC project would require QR 543 million.

CAPITAL EXPENDITURE - MPHC share (Amount in QAR million)						
Project name	Category	2023	2024	2025	2026	2027
Turnaround related CAPEX	Turnaround	5	26	82	202	107
Dock Jetty Upgrade (Q-Chem I)	Safety	33	-	-	-	-
NZLD related projects	Environment	42	21	61	37	-
NAO Tanks Upgrade (Q-Chem II)	Operational Necessity	11	7	6	6	-
PVC project (QVC)	Investment	195	206	142	-	-
Others		175	166	93	77	122
<b>Total</b>		<b>461</b>	<b>427</b>	<b>384</b>	<b>323</b>	<b>229</b>

*Note: The CAPEX figures for the years 2023-27 are based on the 2023 approved budget and business plan, based on the expectations of the market conditions and commodity prices forecasted at the time of finalizing the 2023 budget & business plan.*

*With current market conditions and commodity price trends, the forecasts as disclosed in the above table cannot be relied on with absolute certainty, where, the actual realization of these figures might significantly differ as compared to these projections, subject to the macroeconomic conditions, including, among other factors, business environment, market dynamics, product prices etc. prevailing in that specific year. The Board may defer, delay or cancel projects based on market outlook and economics.*

# New PVC Project & QVC restructuring

## Key Highlights of New PVC project

*First PVC plant in the State of Qatar*

**Nameplate capacity of 350k mtpa Suspension PVC**

**EPC awarded valued at USD 239 million / Total project cost USD 279 million\***

**Project fully integrated with existing QVC facilities**

**Construction expected to be completed by mid-2025**

**Source feedstock (i.e., Vinyl Chloride Monomer (VCM)) from the existing facilities**

**MPHC will fund 55.2% of the project; remaining funding by IQ**

\* Total project cost of USD 279 million includes EPC contract value, owner cost (allocation of shared service cost) and other contingencies.

## QVC restructuring

*after expiry of current JVA on 1<sup>st</sup> May 2026*

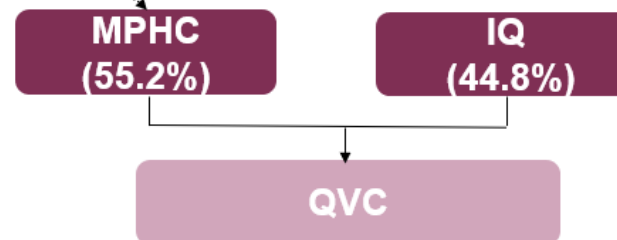
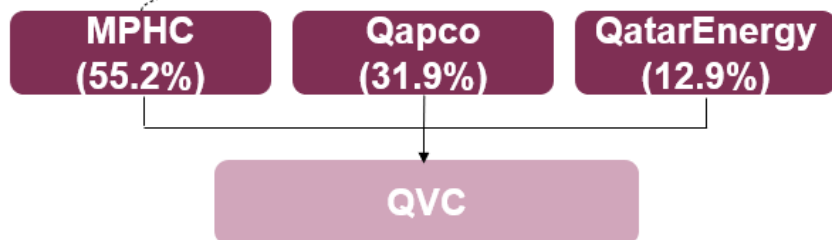


**MPHC ownership to remain unchanged**

### Ownership structure of QVC till the expiry of current JVA

### New ownership structure of QVC – with effect from the date of the new JVA

*No impact to MPHC's equity ownership in QVC; and MPHC will continue to own the same percentage of shareholding under the new JVA*



---

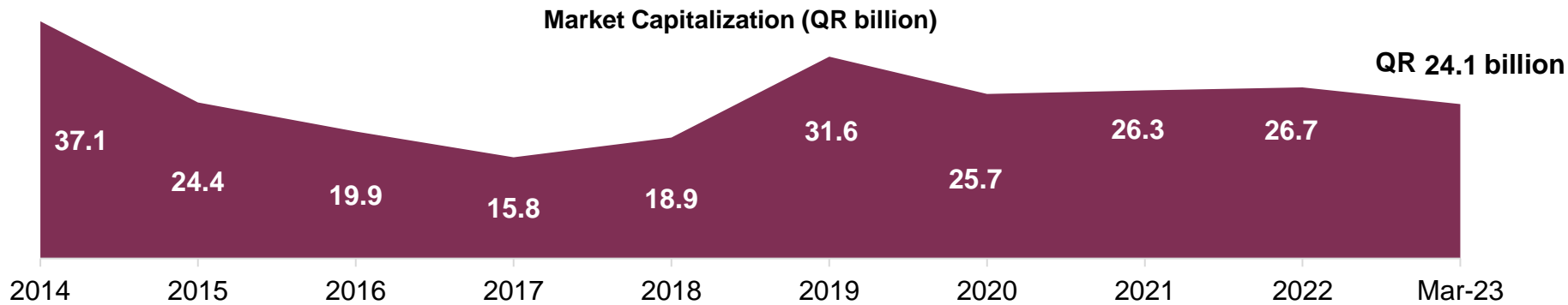
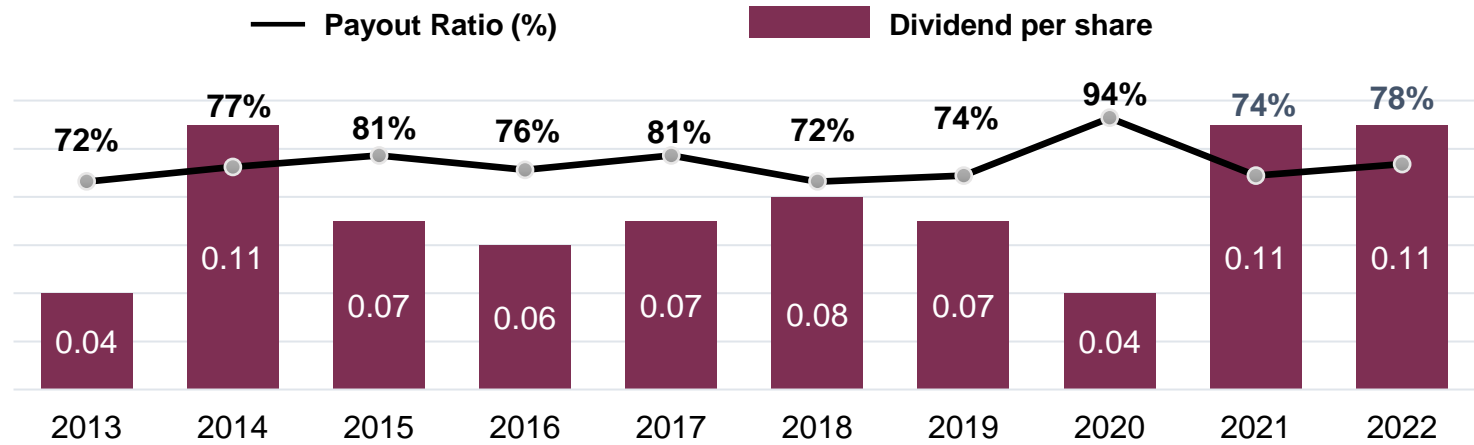
---

# Dividends & Market Capitalization

---

---

# Dividends & Market Statistics



- To date, cash dividends totaling **QR 9.6 billion** have been distributed;
- MPHC was included in **MSCI Index** in May 2019.

---

---

## Historical performance (2017 – 2022)

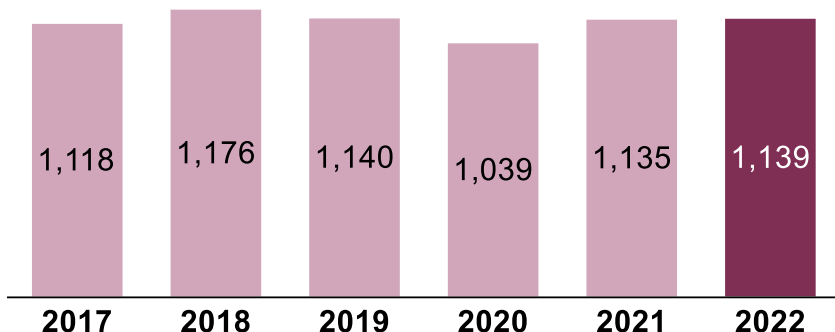
---

---

# Historical performance (2017 – 2022)

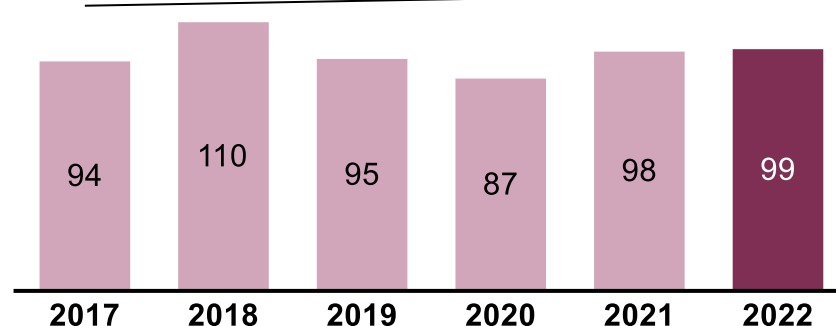
## Production (MT'000)

CAGR +0%



## Utilization (%)

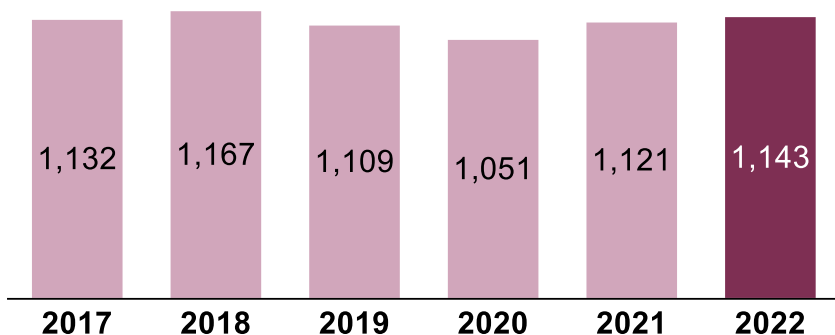
CAGR +1%



Production and sales volumes remained relatively stable ▪ Utilization moved in line with the production levels ▪ Selling prices reflected cyclical movements inline with the global commodity prices linked to macroeconomic conditions

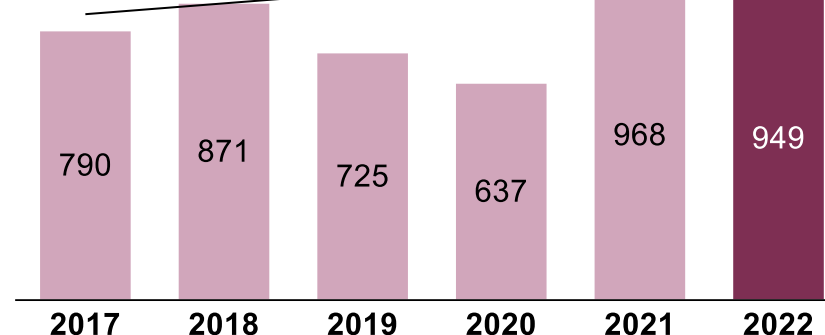
## Sales Volume (MT'000)

CAGR +0%



## Average Product Price (USD / MT)

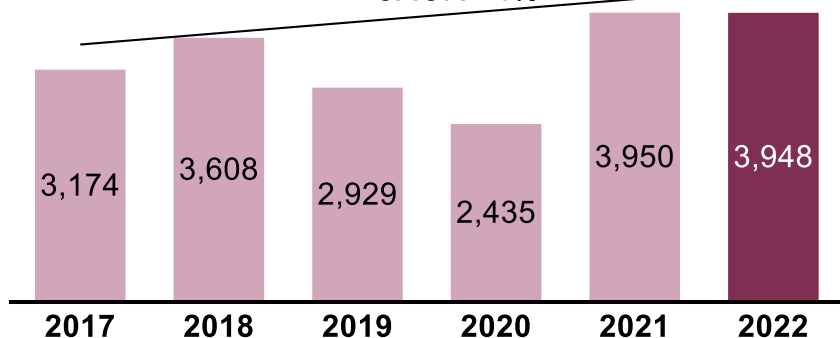
CAGR +4%



# Historical performance (2017 – 2022)

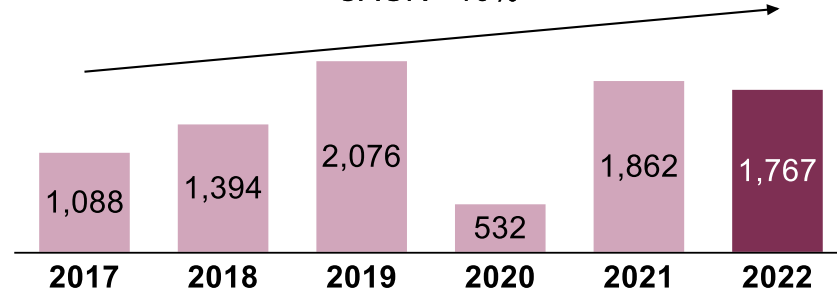
## Revenue (Million QR)

CAGR +4%



## Net Profit (Million QR)

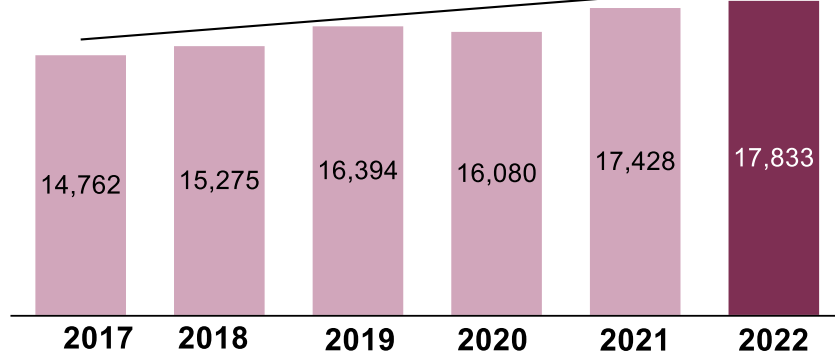
CAGR +10%



Both revenue and net profit witnessed movements, in line with product prices ▪ Total assets grew marginally, while the cash and cash equivalents remained robust

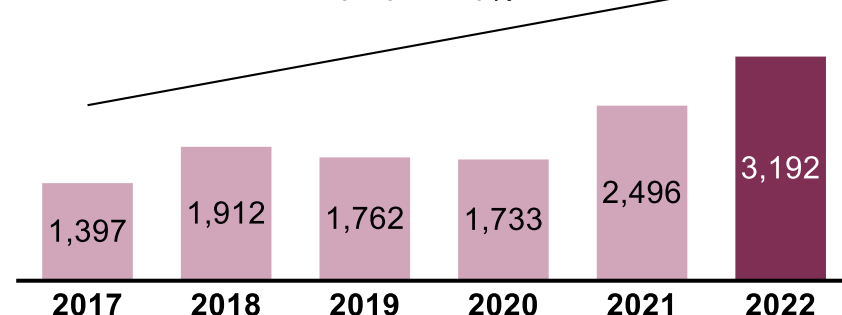
## Total Assets (Million QR)

CAGR +4%



## MPHC Head office Cash & Bank balances (Million QR)

CAGR +18%



---

---

# Governance Structure

---

---



# Governance

---

## Board Structure

- MPHC Board of Directors consists of seven (7) Directors, all of whom were appointed by the Special Shareholder, which is QatarEnergy.
- QatarEnergy appoints only qualified and eligible Board Directors who are sufficiently experienced to perform their duties effectively in the best interest of the Company and dedicated to achieving its goals and objectives.

## Governance and Compliance

- MPHC is firmly committed to implementing the principles of good governance set out in the Governance Code for Companies Listed on the Main Market issued by Qatar Financial Markets Authority (QFMA), that are consistent with the provisions of the Company's AoA.
- The Board of Directors always ensures that an organizational framework, that is consistent with the legal and institutional framework of the listed companies, is in place at the Company level. This is achieved through a process of reviewing and updating governance implementation whenever required.

## Board Committees

- The Board of Directors established Board Committees and Special Committees to carry out specific tasks. The Board remains liable for all the powers and authorities so delegated. Currently, Board Committees are Audit Committee and Remuneration Committee.

## Authorities

- No one person in the Company has unfettered powers of decision. Decision-making process is always done in accordance with the Company's Manual of Authorities and the relevant regulations.

# Governance

---

## Remuneration

- **Board of Directors**

- The Company has developed a periodically revisited remuneration policy for Board members. The policy has fixed component for Board membership and attending meetings and performance-related variable component. The proposed remuneration of Board members shall be presented to the General Assembly for approval.

- **Executive Management**

- All financial, administrative and head office services are provided by resources from QatarEnergy under a service-level agreement

## Disclosure and Transparency

- The Board ensures that all disclosures are made in accordance with the requirements set by regulatory authorities, and that accurate, complete and non-misleading information is provided to all shareholders in an equitable manner.

## Shareholders rights

- The Company's Articles of Associations provide for the rights of shareholders, particularly the rights to receive dividends, attend the General Assembly and participate in its deliberations and vote on decisions, tag along rights as well as the right to access information and request it with no harm to the Company's interests.

## Company's control system

- The Company adopted an internal control system that consists of policies and operating procedures for risk management, internal and external audit, monitoring Company's compliance with the relevant regulations. Clear lines of self-control, responsibility and accountability throughout the Company are therefore set.
- The internal control framework is overseen by the senior Executive Management, the Audit Committee and the Board of Directors.

---

---

# Sales and Marketing

---

---

# Sales and Marketing

---

- Qatar Chemical and Petrochemical Marketing and Distribution Company (“Muntajat”), a wholly-owned company of the government of the State of Qatar, has the exclusive rights to purchase, market, sell and distribute the State’s production of **petrochemical** regulated products.
- Both of the segments’ products are marketed by Qatar Chemical and Petrochemical Marketing and Distribution Company.
- Muntajat integration with QatarEnergy completed during 2020, only related to the operational level, where the marketing team would still be independently managed, hence, this integration will not have any impacts on MPHC.



For further information, **Mesaieed Petrochemical Holding Company** can be contacted as follows:

Telephone: (+974) 4013 2080

Fax: (+974) 4013 9750

Email: [mphc.investorrelations@qatarenergy.qa](mailto:mphc.investorrelations@qatarenergy.qa) or [mphc@qatarenergy.qa](mailto:mphc@qatarenergy.qa)

Address: PO Box 3212, Doha, State of Qatar

Please refer to [www.mphc.com.qa](http://www.mphc.com.qa) for the latest information, publications, press releases and presentations about MPHIC and the group companies of MPHIC.